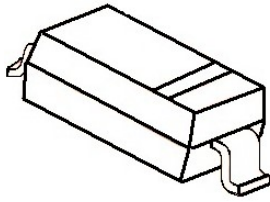


SOD-323

250mW SOD-323 Fast Switching Diode



MARKING: T4

**特征 Features**

- 开关速度小于 6.0nS; Fast Switching Device (TRR <6.0 nS)
- 最大功率耗散 250mW; Power Dissipation of 250mW
- 高稳定性和可靠性。High Stability and High Reliability
- 反向漏电流小。Low reverse leakage

**机械数据 Mechanical Data**

- 封装: SOD-323 封装 SOD-323 Small Outline Plastic Package
- 极性: 色环端为负极 Polarity: Color band denotes cathode end
- 安装位置: 任意 Mounting Position: Any

极限值和温度特性(TA = 25°C 除非另有规定)

**Maximum Ratings & Thermal Characteristics** (Ratings at 25°C ambient temperature unless otherwise specified.)

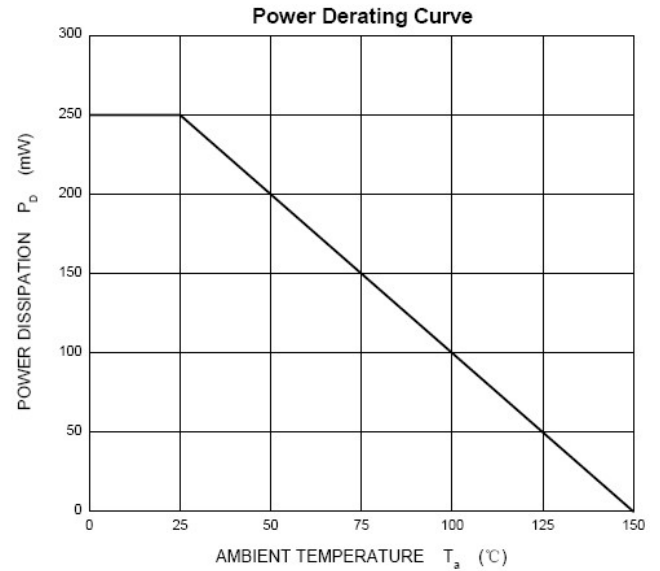
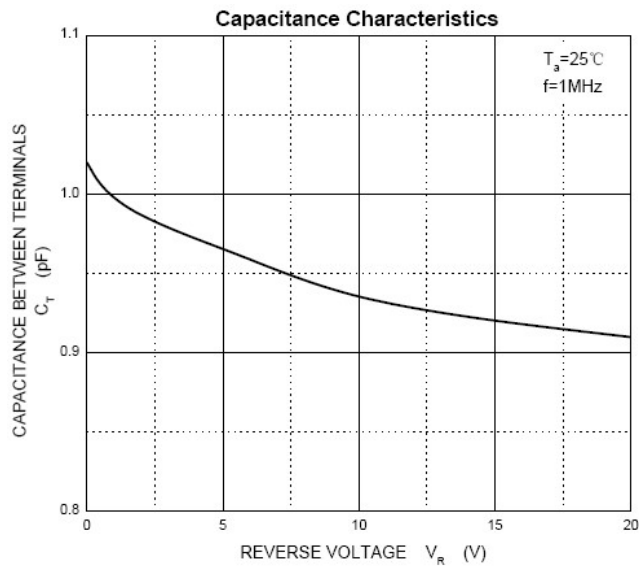
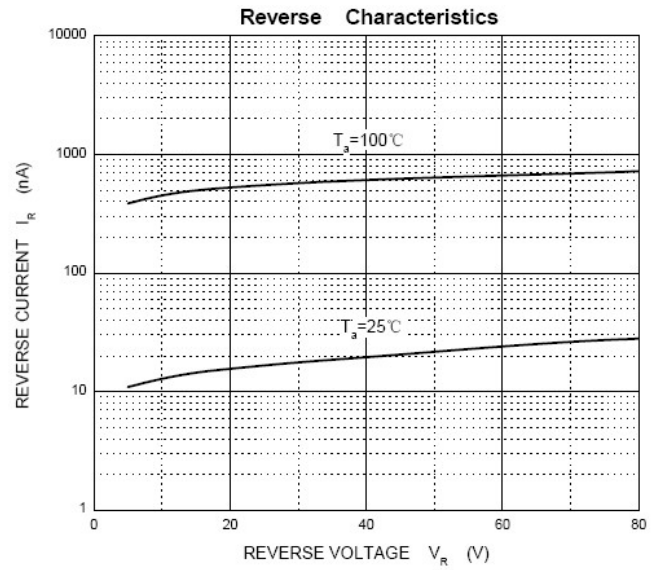
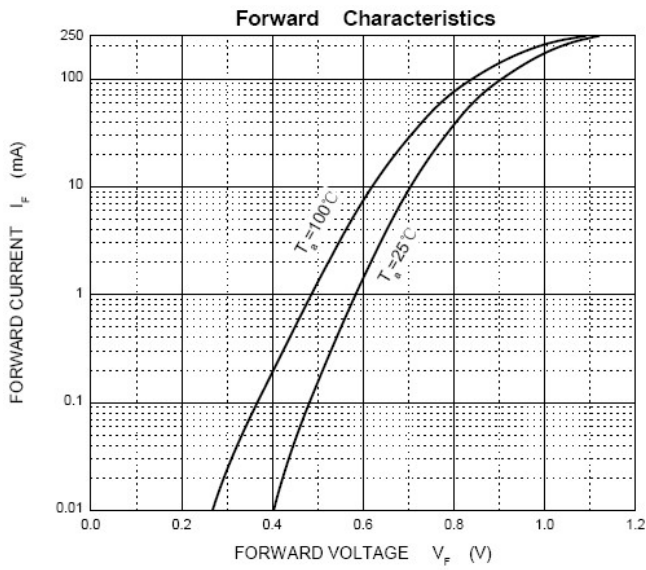
参数 Parameters	符号 Symbol	数值 Value	单位 Unit
反向电压 Reverse Voltage	V <sub>R</sub>	75	V
反向峰值电压 Peak Repetitive Reverse Voltage	V <sub>RRM</sub>	85	V
功率消耗 Power Dissipation	P <sub>d</sub>	250	mW
工作结温 Operating junction temperature	T <sub>j</sub>	150	°C
存储温度 Storage temperature range	T <sub>s</sub>	-55-+150	°C
热阻抗 Thermal Resistance from Junction to Ambient	R <sub>θJA</sub>	500	°C/W
平均整流电流 Average Rectified Current	I <sub>o</sub>	250	mA
正向(不重复)浪涌电流 Peak Forward Surge Current @tp=1us; TA=25°C	I <sub>FSM</sub>	2.0	A

Valid provided that electrodes are kept at ambient temperature.

**电特性 Electrical Characteristics** (Ratings at 25°C ambient temperature unless otherwise specified).

符号 Symbols	参数 Parameter	测试条件 Test Condition	界限 Limits		单位 Unit
			Min	Max	
V(BR)	反向电压 Reverse Voltage	I <sub>R</sub> =10uA	75		V
I <sub>R</sub>	反向漏电流 Reverse Leakage Current	V <sub>R</sub> =25V	---	30	nA
		V <sub>R</sub> =75	---	1	uA
V <sub>F</sub>	正向电压 Forward Voltage	I <sub>F</sub> =1.0mA	---	0.715	V
		I <sub>F</sub> =10mA	---	0.855	
		I <sub>F</sub> =50mA	---	1.00	
		I <sub>F</sub> =150mA	---	1.25	
TRR	反向恢复时间 Reverse Recovery Time	I <sub>F</sub> = I <sub>R</sub> =10mA	---	6	nS
		R <sub>L</sub> =100Ω			
		I <sub>RR</sub> =0.1 X I <sub>R</sub>			
CT	结电容 Capacitance	V <sub>R</sub> =0V, f=1MHZ	---	2.0	pF

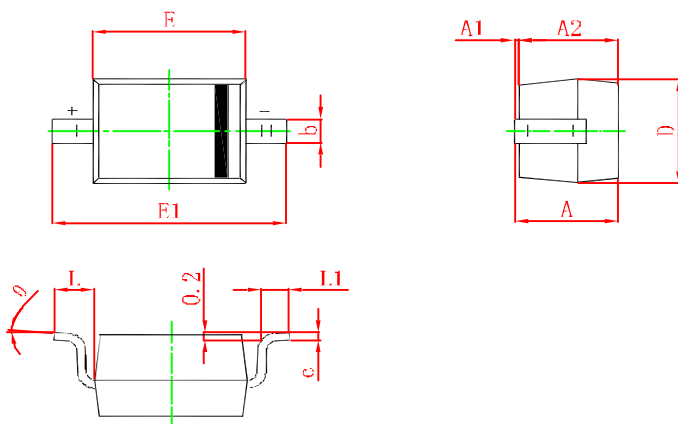
**Typical Characteristics**



**SOD-323 PACKAGE OUTLINE**

Plastic surface mounted package

**SOD-323**



Symbol	Min.(mm)	Max.(mm)
A		1.000
A1	0.000	0.100
A2	0.800	0.900
b	0.250	0.350
c	0.080	0.150
D	1.200	1.400
E	1.600	1.800
E1	2.500	2.700
L	0.475REF	
L1	0.250	0.400
$\theta$	$0^\circ$	$8^\circ$